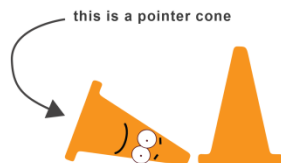


If you are new to Salina SCCA and/or Autocross, welcome! These graphics will help you understand the basics so that you can enjoy your new racing addiction with little frustration. Photos provided by SCCA Hawaii Region. Thanks! **Less words, more pictures!**

Fundamentals:

 what are pointer cones?



it is the forgotten sideways twin of the standing cone



their job is to indicate the direction of travel
(highly expendable, replace them if they are hit)

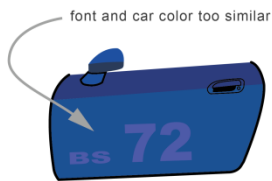
there is **no penalty** for hitting pointer cones



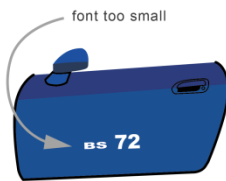
but try not to, they have feelings too



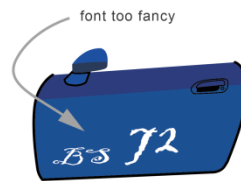
 are my letters/numbers legible?



no



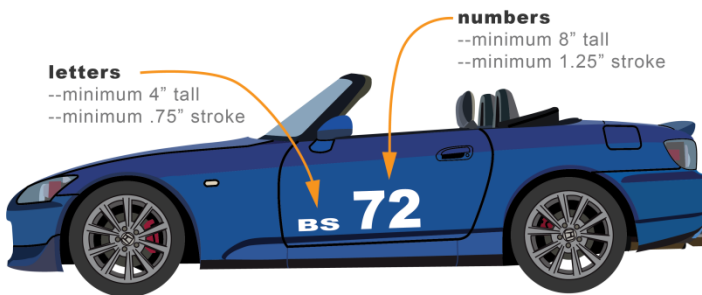
nope



is that bird poop?




basic guidelines
--contrasting colors
--visible across the parking lot
--legible font



yes

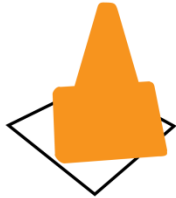


Penalty cheat sheets:

 is the cone still good?



yes




yup



still good



no




nope

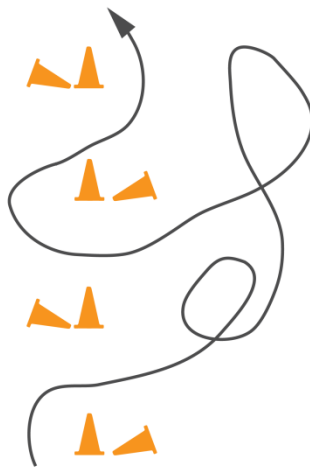


probably not

 was that a DNF?

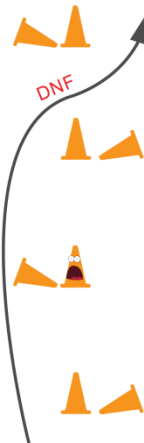


no



run is clean -- no cones were skipped

nope



yes

 course worker signals

arms crossed overhead



DNF

(car went off course)

arms crossed at waist



no penalty

(cone is still good)


cone overhead

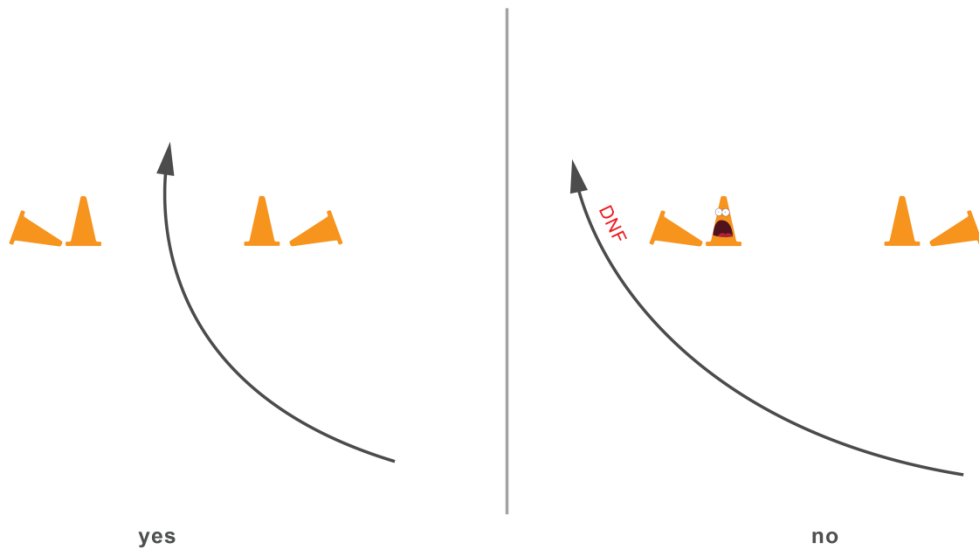


plus one

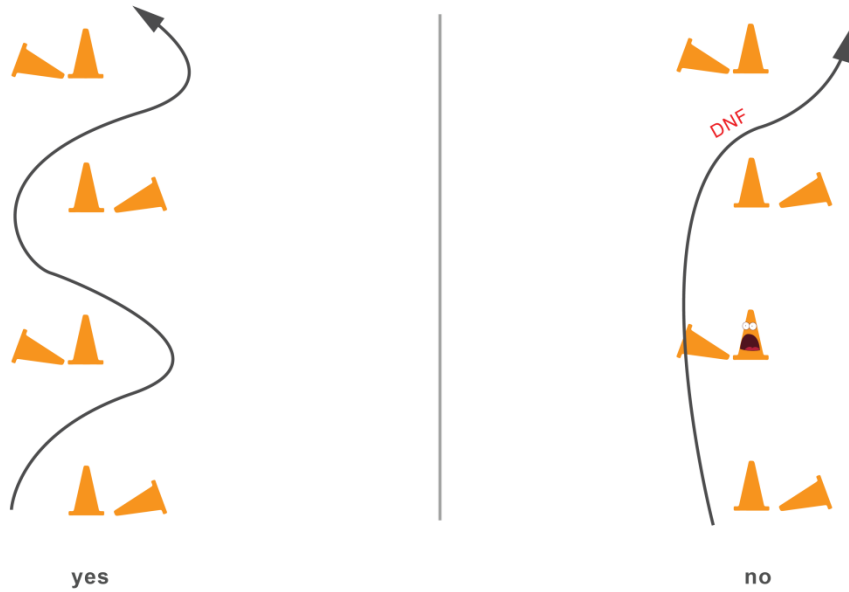
(cone penalty)

Comprehending the course:

 how to survive a gate

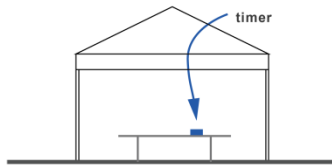


how to survive a slalom



Miscellaneous: *Note Salina SCCA has a trailer not a tent* same advice Regardless

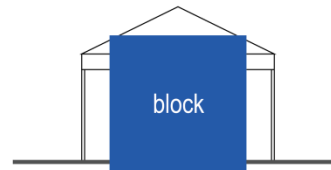
timing tent etiquette



this is the timing tent




our job at the timing tent is to watch out for these things



we can't do our jobs if...
--the view is blocked
--there are distracting conversations when concentration is needed

please be mindful...



please think of **the cones**

